



TOYOTA

ALWAYS A
BETTER WAY

How to use Car to Door



Connected
Services

Car to Door

Car to Door is a feature which allows you to transfer part of your journey from your in-car navigation system to your smartphone.

For example, when you use your in-car navigation but are unable to find a parking spot at your desired destination. You can then choose MyT's "Car to Door" feature to transfer the last part of your journey to your smartphone. Then continue to follow the directions from the map application of your choice, whilst on foot.

Before you use Car to Door

1. Before using Car to Door you must ensure that your car has internet access to allow it to send your destination to the app. One method of connecting is using Bluetooth tethering.
Please refer to “How to enable Bluetooth tethering”.
2. Your MyT / My Toyota credentials need to be registered in-car.
Please refer to “How to activate online navigation connected services”.
3. Your multimedia device and your car need to be linked in the app. Verify that the Multimedia device ID appears in the app (wheel icon > settings > car tab > Multimedia section).
If it does not appear, add it, following the in-app instructions.

Using Car to Door: Overview

Step 1 – Click on “Map”.

Step 2 – Click on the search icon.

Step 3 – Enter your destination.

Step 4 – After you turn off the ignition and between 50m & 1.5km from your destination, you will see an in-car notification for Car to Door in the MyT app. Click on the map.

Step 5 – Use this map to navigate to your final destination or you can use another app on your smartphone:

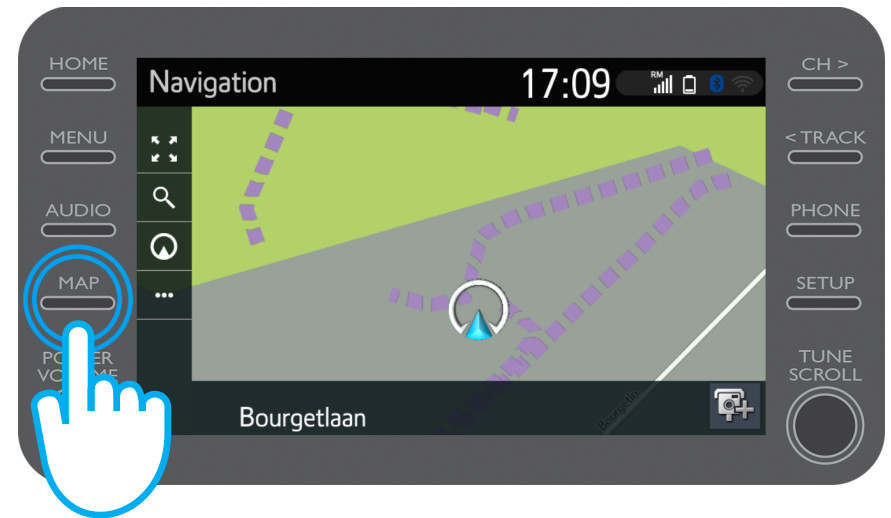
Step 6 – Scroll down and click on “Continue with other app”.

Step 7 – Open the navigation app of your choice.

Step 8 – Follow the guidance to reach your final destination!

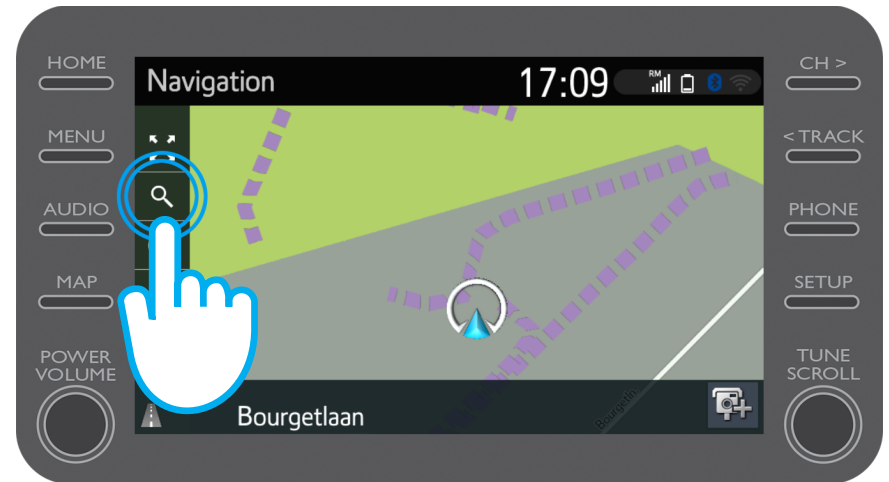
Using Car to Door: Step 1

Click on “Map”.



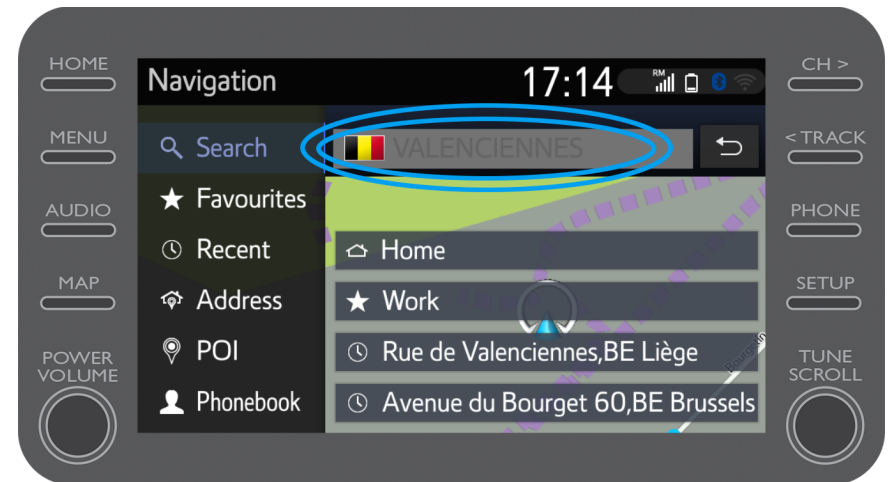
Using Car to Door: Step 2

Click on the search icon.



Using Car to Door: Step 3

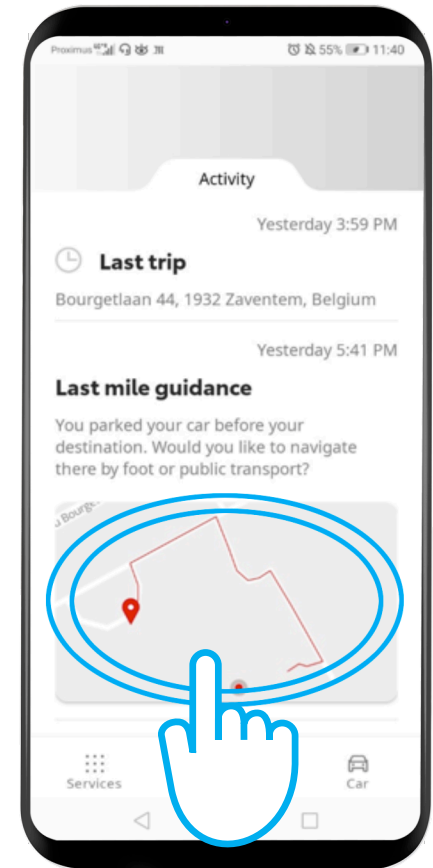
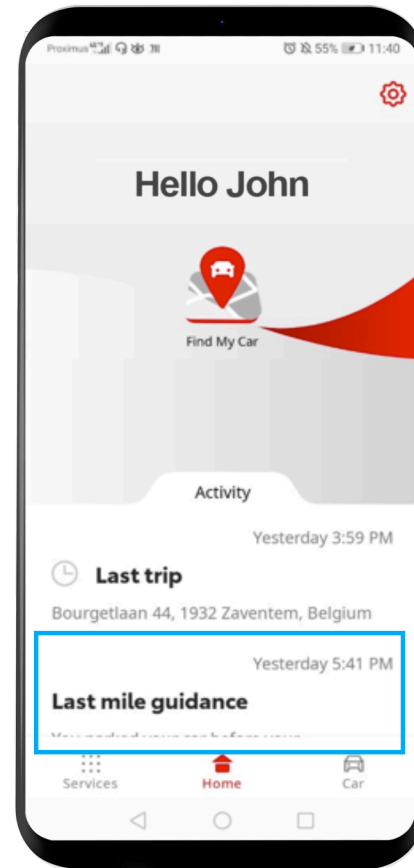
Enter your destination.



Using Car to Door: Step 4

After driving and turning off the ignition (between 50m & 1.5km from your destination) you will see an in-car notification for Car to Door in the MyT app.

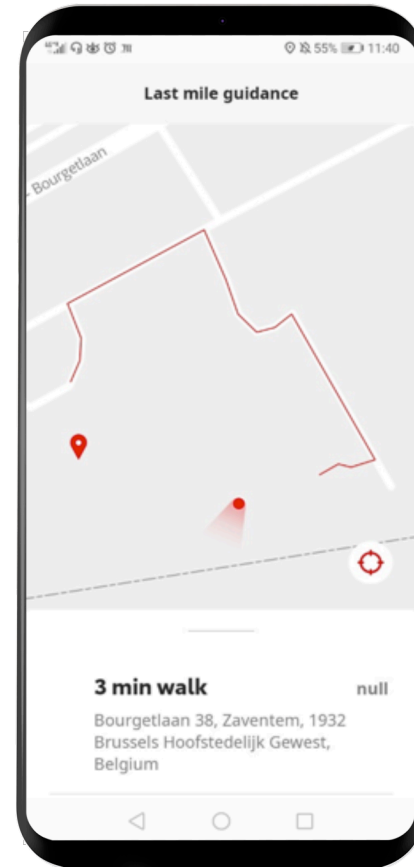
Click on the map.



Using Car to Door: Step 5

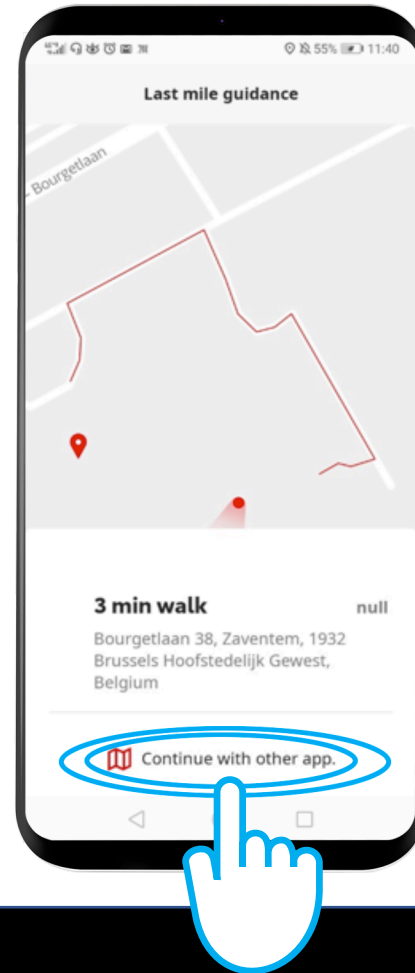
You can use this map to navigate to your final destination, or you can use one of your other favourite apps on your smartphone.

To do this see step 6.



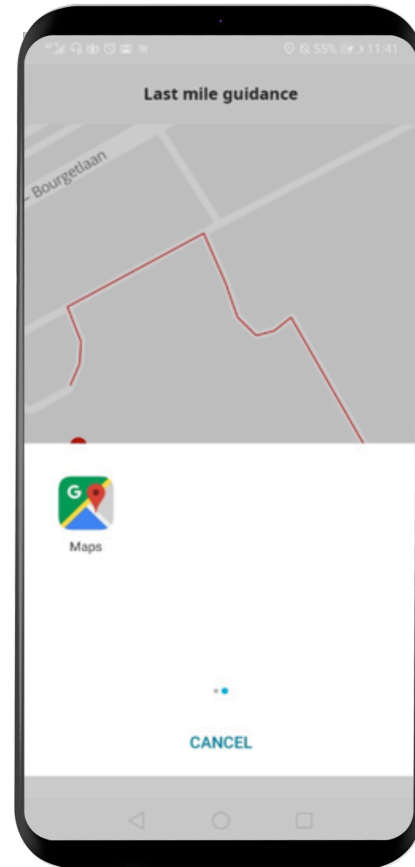
Using Car to Door: Step 6

Swipe up and click on
“Continue with other app”.



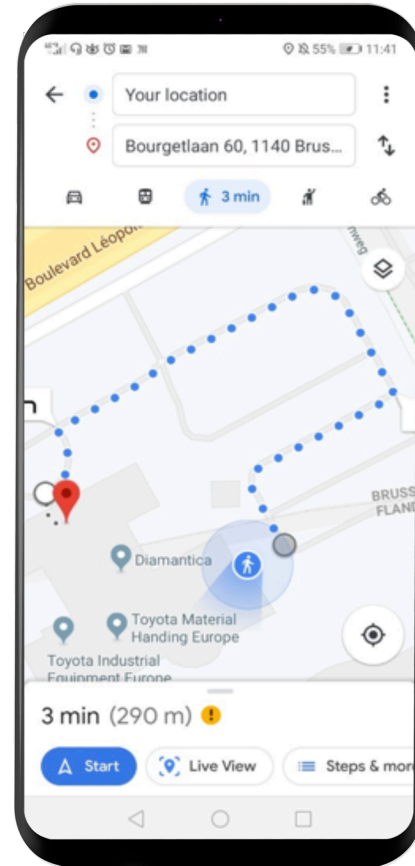
Using Car to Door: Step 7

Open the navigation app of your choice on your smartphone.



Using Car to Door: Step 8

Follow the guidance to reach your final destination!



MyT | App

Life happens when you connect

MyT | Connected
Services